



		pump discharge		guide rail size	BRASS SYSTEM (for 1-1/4" guide rails)
part	description				
SPDS300B	System*	3 npt	1-1/4		
 SPDS300B-LF	Lead-free System*	3 npt	1-1/4		
Includes: Guide Rail Disconnect (SPD300BA) which features non-sparking, corrosion-resistant red brass castings, tapered male slide with PTFE-coated BUNA-N rubber O-ring and pull-rod tapping, and funnel-top female locked with stainless steel set screws; Vinyl-coated steel Top Guide Rail Bracket (MM-19) and Stand-off Bracket (MM-14); and cast red brass Foot with stainless steel set screws (SD FOOT 1 1/4).					
SPD300BA	Guide Rail Disconnect	3 npt	1-1/4		
SD FOOT 1 1/4	Foot	—	1-1/4		
IGRB5	Intermediate Guide Rail Bracket (includes MM14 Stand-off Bracket)	—	1-1/4		
MM-19	Top Guide Rail Bracket	—	1-1/4		
MM-14	Stand-off Bracket (17-1/2")	—	—		

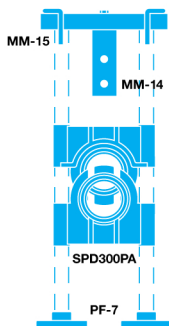
U.S. PAT. NO. 4,564,041

SPDS300P System* 3 slip 3/4





Includes: High-impact, non-sparking, injection-molded ABS Disconnect (SPD300PA); Vinyl-coated steel Top Guide Rail Bracket (MM-15) and Stand-off Bracket (MM-14); and 2 individual PVC Feet (PF-7). Disconnect and Feet can be solvent-welded to guide rails. (Disconnect can also be attached to guide rails by drilling/bolting or with stainless steel clamps.) For use with horizontal or vertical 3" discharge pumps or where 3" discharge is specified for smaller pumps. Stainless steel cable triangulates to pump cable or chain for a balanced pull.

ABS SYSTEM (for 3/4" guide rails)

SPD300PA Guide Rail Disconnect 3 slip 3/4
 PF-7 Feet (set of 2) — 3/4
 MM-15 Top Guide Rail Bracket — 3/4
 MM-14 Stand-off Bracket (17-1/2") — —



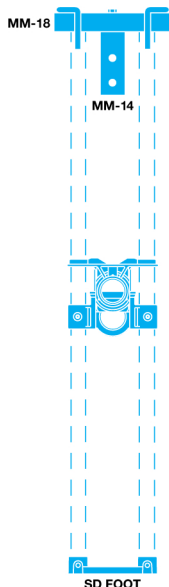
U.S. PAT. NO. 4,564,041

 SPDS5 System* 1-1/4 npt 3/4
 SPDS5-LF Lead-free System* 1-1/4 npt 3/4
 SPDS6 System* 1-1/2 npt 3/4
 SPDS6-LF Lead-free System* 1-1/2 npt 3/4
 SPDS8 System* 2 npt 3/4
 SPDS8-LF Lead-free System* 2 npt 3/4

Includes: Vinyl-coated steel Top Guide Rail Bracket (MM-18) and Stand-off Bracket (MM-14); cast red brass Foot (SD FOOT); and Guide Rail Disconnect (MGRD5, 6, or 8) which features a 60° cut-out in guide rings to allow removable half of disconnect to slide off guide rails without removing top brackets. These popular, proven red brass models offer the same materials and features as the larger "300B."

BRASS SYSTEM (for 3/4" guide rails)

MGRD5 Disconnect with Cutout 1-1/4 npt 3/4
 MGRD6 Disconnect with Cutout 1-1/2 npt 3/4
 MGRD8 Disconnect with Cutout 2 npt 3/4
 GRD5 Disconnect without Cutout 1-1/4 npt 3/4
 GRD6 Disconnect without Cutout 1-1/2 npt 3/4
 GRD8 Disconnect without Cutout 2 npt 3/4
 SD FOOT Foot — 3/4
 IGRB3 Intermediate Guide Rail Bracket — 3/4
 (includes MM14 Stand-off Bracket)
 MM-18 Top Guide Rail Bracket — 3/4
 MM-14 Stand-off Bracket (17-1/2") — —



U.S. PAT. NO. 4,564,041

*All components also sold separately (see listings above).
 Guide Rails not supplied by Campbell.
 All systems and components individually packaged.



 Machined from lead-free alloys